


Teleport Controls



Key

- 1 Home/Interactive
- 2 Arrow buttons
- 3 Info button 'i'

- 4 Skip to next day/letter
- 5 OK
- 6 Back
- 7 Help

Watching Teleport

When you start watching a programme the control symbol will appear on screen to remind you that you can pause, rewind and fast forward. This will disappear after a few seconds, but will reappear if any of the control buttons are pressed.

You can't record any Teleport programmes on your VCR/DVD.




teleport

Your guide to Teleport

watch what you want,
whenever you want


This leaflet replaces the Pay Per View
section on pages 16-17 of Your Guide
to Digital TV.





Telewest Broadband has introduced a new service – Teleport – our revolutionary new TV service.

Through your remote control you can select from the Teleport menu of programmes at the touch of a button. You'll have access to a fantastic library of movies from Filmflex to rent and some great TV programmes at your fingertips. You can start viewing a Teleport programme whenever you like and you'll be able to pause, rewind and fast forward so it's just like having a DVD library built into your TV.

The service is easy to use. Press the  or the interactive button on your remote control to start exploring. Or select **Settings and Services** for on-screen help.

Teleport Replay

[page 2](#)

Teleport Movies

[page 4](#)

Teleport TV – coming soon

[page 8](#)







Teleport Replay

With Teleport Replay you can catch up with a selection of popular programmes screened over the previous seven days. You'll automatically have access to Teleport Replay at no extra cost.


More content will be continually added to this service, so keep checking to see what's available

Finding out what's on

- Press  or the interactive button on your remote control to go to the Home screen
- Choose **Teleport Replay** and press  to select
- Choose a **Teleport Replay** option e.g. All by A-Z, All by Day or select a broadcaster
- A list of all programmes in the selected section appears
- Use the up and down **Arrow buttons** to move through programmes in the list
- Press the  button for more programme information
- Press the  button, or use the left and right **Arrow buttons**, to go to the next letter or day tab
- As you highlight each title a short programme description appears in the bar above the list



Choosing a Programme



- Press the  button to select the highlighted programme
- **Your Selection** appears showing the selected programme title, length and a programme description
- Choose **View Now** to begin viewing the selected programme
- Depending on your **Parental Control** settings you may be asked to enter your PIN





Teleport Movies

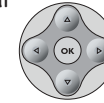
Choose from around 200 new and classic movies – brought to you by Filmflex. When you rent a movie it's yours for 24 hours – you can watch it as many times as you like within the rental period without paying anything extra. Movies cost between £2.00 – £3.50 and you can start watching whenever you want.

Finding out what's on

- Press  or the interactive button on your remote control to go to the Home screen
- Choose **Teleport Movies** and press  to select
- Choose a **Teleport Movie** category e.g. All Movies A-Z, Top Titles, What's New, Mood Matcher or Movie Type



- A list of movie titles appears also showing the cost for the rental period, length and certificate
- Use the up and down **Arrow buttons** to move through movies in the list
- Press the  button for more movie information
- Press the  button, or use the left and right **Arrow buttons**, to go to the next letter tab
- As you highlight each title a short movie description appears in the bar above the list



Choosing a Movie

- Use the up and down **Arrow buttons** to move through the list
- Press the **OK** button to select the highlighted movie
- Your Selection appears showing the movie title, length and certificate as well as a longer description
- To view the trailer in the full screen press the **Red** button
- If available and depending on your **Parental Controls** settings a trailer plays automatically in the small window.

Renting a Movie

- Choose **Buy Now** and press **OK**
- Depending on the movie certificate rating and your **Parental Control** settings you may be asked to enter your PIN
- A message appears confirming your purchase
- Choose **View Now** to watch the film now or
- Choose **View Later** to watch the film at any time during the 24hr rental period

Movies are stored in Your Rentals for 24 hours.



Checking Your Rentals

- Press **OK** or the interactive button on your remote control to go to the Home screen
- Choose **Teleport Movies** and press **OK** to select
- Choose **Your Rentals**
- **Your Rentals** displays a list of all your active movie 'Rentals' it also shows you how long you still have to view them
- Use the up and down **Arrow buttons** to move through the list

If you stopped a movie part way through you can select it from **Your Rentals**.

- Choose **Continue** from the pop up screen to view from where you left off, or
- Choose **Start** from the pop up screen to view the movie from the beginning

Once you've ordered a movie you have 24 hours to view it unlimited times. You can start a movie up to the last second of your rental period. However, if the movie is longer than the rental time that you have left, you cannot pause or rewind. If you stop part-way through once the rental period has ended, you won't be able to resume watching.







Teleport TV – coming soon

With Teleport TV you will be able to enjoy your favourite series plus a great range of documentaries and kids' programmes. For customers on our top TV package, all this will be available at no extra cost.




Customers on our other TV packages will be able to access Teleport TV to see what's available and can subscribe to Teleport TV for an extra monthly subscription charge.

New programmes and series will be regularly added to the service.



Finding out what's on

- Press  or the interactive button on your remote control to go to the Home screen
- Choose **Teleport TV** and press  to select
- Choose a **Teleport TV** category e.g. Comedy, Teleport A-Z, Kids and press  to select
- A list of all programmes in the category appears
- Use the up and down **Arrow buttons** to move through programmes in the list
- Press the  button for more programme information




- Press the  button, or use the left and right **Arrow buttons** to go to the next letter tab
- Press the  or  buttons to page up and down through the list
- As you highlight each title a short programme description appears in the bar above the list

Choosing a TV series

- Press the  button to select a TV series and to view a list of episodes
- You will also see details on the episode length and a certificate rating
- Use the up and down **Arrow buttons** to move through programmes in the list
- Press the  button, or use the left and right **Arrow buttons**, to go to the next letter tab



Choosing a Programme/Episode

- Press the  button to select the highlighted programme
- **Your Selection** appears showing the selected programme title, length and certificate as well as a programme description
- Choose **View Now** to begin viewing the selected programme
- Depending on your **Parental Control** settings you may be asked to enter your PIN